



Round 1 - Winton : 10 & 11 April

FORMULA SPORT

Leg 2

Date: 11/04/21
Event: R11
Weather: Cloudy - Temp: 10c
Track: Dry - Temp 16.5c


Started at: 09:31:18
Laps: 5
Starters: 33
Printed at: 9:41

PROVISIONAL CLASSIFICATION

Pos	No	Name	Class	Machine	Laps	Race Time	Behind Leader	Behind Prev	Fastest Lap	On Lap	Top Speed
1	119	Aaron ROGERS / Thai on the island	PM6	Yamaha R6 600	5	7:29.381			1:27.972	3	205
2	77	Brendan HOLDEN	PM6	Kawasaki ZX6R 600	5	7:41.458	12.077	12.077	1:30.786	5	205
3	65	Nathan MCKENZIE	PM1	Suzuki GSXR 1000	5	7:43.314	13.933	1.856	1:30.349	4	221
4	808	Joseph MARINELLO	PM6	Yamaha R6 600	5	7:44.688	15.307	1.374	1:29.411	5	209
5	52a	Mitchell HAWKSLEY / M-cycle City Tas / Launceston Environmental Services / Engine Reco & Parts	PM6	Honda CBR RR 600	5	7:48.677	19.296	3.989	1:31.580	5	205
6	22a	Bryce THOMPSON / Top Tune M-cycles / Murray Valley Training Centre	PM6	Honda CBR RR 600	5	7:48.849	19.468	.172	1:31.430	5	206
7	39	Alastair LOOMES	PM1	Honda CBR RR 1000	5	7:56.083	26.702	7.234	1:33.253	2	220
8	26	James KIELY / Know-How Carpentry / Race Center / Siemec / Fusport	PM6	Yamaha R6 600	5	8:02.448	33.067	6.365	1:33.738	2	207
9	37a	Graham SNAITH	PM1	Yamaha R1 1000	5	8:04.907	35.526	2.459	1:33.460	5	213
10	22	Glenn NANKERVIS / Traralgon 4WD / Nankervis Motorsport	PM6	Yamaha R6 600	5	8:09.537	40.156	4.630	1:36.214	2	198
11	211	Jeffrey HILL	PM1	Kawasaki ZX10R 1000	5	8:10.120	40.739	.583	1:36.047	3	214
12	6	Cori BOURNE / Pedders Suspension Shepp. / Nubs Brake Supplies / Shepp. Service Centre	PM1	Suzuki GSXR 1000	5	8:14.020	44.639	3.900	1:35.865	5	220
13	15a	Johnathon HENDERSON	PM6	Honda CBR RR 600	5	8:16.100	46.719	2.080	1:36.872	5	197
14	8	Brandon LEVIN	PM6	Yamaha R6 600	5	8:16.290	46.909	.190	1:36.473	3	199
15	15	Richard MARROCCHINI	TKB	Ducati 1198	5	8:16.460	47.079	.170	1:36.440	5	199
16	T61	Joshua REES / Walk the line tattoo / F45 / Moto elite	PM6	Kawasaki ZX6R 600	5	8:16.907	47.526	.447	1:36.197	3	203
17	686	Tracey DAVIES / Maple Leaf Racing / Grinning Dingo / Race Bike Tyre Supp. / Throttle Gals Mag.	TBK	Ducati P-gale 1199	5	8:17.403	48.022	.496	1:36.025	5	215
18	41	Philip BUCKMAN / CDS Fabrications	PM1	Suzuki GSXR 1000	5	8:17.854	48.473	.451	1:34.433	5	225
19	616	William DOWNIE / Bakery on Broadway	PM1	Suzuki GSXR 1000	5	8:17.926	48.545	.072	1:36.014	5	220
20	95	Matthew RINDEL / Gears Racing Susp. / Mick Hone M-c / Shoei / Woodcraft / Top Hat Barber / AMX	PM1	Yamaha R1 1000	5	8:21.646	52.265	3.720	1:33.956	5	218
21	99	Doug HALL	P67	Suzuki TLR 1000	5	8:26.588	57.207	4.942	1:38.291	5	187
22	333	Peter HARRISON	PM6	Yamaha R6 600	5	8:27.390	58.009	.802	1:38.150	5	196
23	81	Gary TIDD / Waterjet Solutions	TBK	Ducati 1198	5	8:31.465	1:02.084	4.075	1:38.890	5	216
24	50	Kym GROSSER	P67	Yamaha R1 1000	5	8:31.951	1:02.570	.486	1:38.344	3	204

Chief Timekeeper - Colin Rothwell

Clerk of Course - Tony Bolin



COMPUTIME RACE TIMING SYSTEMS PTY LTD
www.computime.com.au

E-mail: scott@computime.com.au / Ph: 0418 17 13 17





Round 1 - Winton : 10 & 11 April
FORMULA SPORT

Leg 2

Date: 11/04/21
Event: R11
Weather: Cloudy - Temp: 10c
Track: Dry - Temp 16.5c

Started at: 09:31:18
Laps: 5
Starters: 33
Printed at: 9:41

PROVISIONAL CLASSIFICATION


Pos	No	Name	Class	Machine	Laps	Race Time	Behind Leader	Behind Prev	Fastest Lap	On Lap	Top Speed
25	262	Danyon ARNOLD	PM6	Honda CBR RR 600	5	8:33.138	1:03.757	1.187	1:37.484	3	194
26	37b	Paul CONWAY	P67	Yamaha R1 1000	5	8:53.731	1:24.350	20.593	1:42.655	5	188
27	808a	Thomas HERBERT	P67	Suzuki GSXR 400	5	8:59.915	1:30.534	6.184	1:43.046	3	162
28	42	Dick LODGE / The Rock Adventure Centre / Industry Boulders / Road and River	PM1	Yamaha R1 1000	5	9:04.026	1:34.645	4.111	1:45.380	5	206
29	88	Clo HENNESSY / GLE	P67	Honda CBR 250	4	7:36.757	1 Lap		1:51.088	2	156
NC	36	Chris DUFFY / Bakery On Broadway / Lynch's Garage / BLS Racing	PM1	Suzuki GSXR 1000	2	7:55.534	3 Laps		1:40.892	1	207
DNF	21	Daniel LEONARD / The Grinning Dingo / Ords M-cycles	PM6	Yamaha R6 600	3	4:33.221	2 Laps		1:28.306	3	207
DNF	85	Fergus GIBSON / Kessner KTM / Master Aust.	TBK	KTM Scalpel 890	1	1:48.198	4 Laps		1:48.198	1	188
DNF	62	Phillip BURKE	TBK	Ducati 1198 S	1	1:52.548	4 Laps	4.350	1:52.548	1	213

Fastest Lap was 1:27.972 by Aaron ROGERS

The results are provisional until the end of the time limit for protests and appeals.

Chief Timekeeper - Colin Rothwell

Clerk of Course - Tony Bolin



COMPUTIME RACE TIMING SYSTEMS PTY LTD
www.computime.com.au

E-mail: scott@computime.com.au / Ph: 0418 17 13 17





Round 1 - Winton : 10 & 11 April

FORMULA SPORT

Leg 2

Date: 11/04/21
Event: R11
Weather: Cloudy - Temp: 10c
Track: Dry - Temp 16.5c


Started at: 09:31:18
Laps: 5
Starters: 33
Printed at: 9:41

PROVISIONAL LAP TIMES

No	Name	Lap 1	Lap 2	Lap 3	Lap 4	Lap 5
6	Cori BOURNE	1:48.066	1:36.830	1:36.937	1:36.322	<u>1:35.865</u>
8	Brandon LEVIN	1:48.311	1:37.809	<u>1:36.473</u>	1:36.806	1:36.891
15	Richard MARROCCHINI	1:47.356	1:36.873	1:37.449	1:38.342	<u>1:36.440</u>
15a	Johnathon HENDERSON	1:46.159	1:37.822	1:37.598	1:37.649	<u>1:36.872</u>
21	Daniel LEONARD	1:34.897	1:30.018	<u>1:28.306</u>		
22	Glenn NANKERVIS	1:44.325	<u>1:36.214</u>	1:36.385	1:36.396	1:36.217
22a	Bryce THOMPSON	1:39.979	1:32.919	1:32.702	1:31.819	<u>1:31.430</u>
26	James KIELY	1:43.014	<u>1:33.738</u>	1:33.860	1:35.337	1:36.499
36	Chris DUFFY	<u>1:40.892</u>	6:14.642			
37a	Graham SNAITH	1:46.498	1:35.843	1:34.614	1:34.492	<u>1:33.460</u>
37b	Paul CONWAY	1:57.901	1:46.275	1:43.305	1:43.595	<u>1:42.655</u>
39	Alastair LOOMES	1:41.625	<u>1:33.253</u>	1:33.496	1:33.493	1:34.216
41	Philip BUCKMAN	1:55.541	1:37.571	1:35.677	1:34.632	<u>1:34.433</u>
42	Dick LODGE	1:57.271	1:47.622	1:47.568	1:46.185	<u>1:45.380</u>
50	Kym GROSSER	1:55.714	1:39.308	<u>1:38.344</u>	1:39.382	1:39.203
52a	Mitchell HAWKSLEY	1:38.873	1:33.152	1:33.253	1:31.819	<u>1:31.580</u>
T61	Joshua REES	1:49.273	1:38.114	<u>1:36.197</u>	1:37.038	1:36.285
62	Phillip BURKE	<u>1:52.548</u>				
65	Nathan MCKENZIE	1:38.999	1:32.228	1:30.905	<u>1:30.349</u>	1:30.833
77	Brendan HOLDEN	1:36.839	1:30.999	1:31.310	1:31.524	<u>1:30.786</u>
81	Gary TIDD	1:51.774	1:41.288	1:39.985	1:39.528	<u>1:38.890</u>
85	Fergus GIBSON	<u>1:48.198</u>				
88	Clo HENNESSY	2:01.607	<u>1:51.088</u>	1:51.419	1:52.643	
95	Matthew RINDEL	1:56.707	1:38.782	1:37.621	1:34.580	<u>1:33.956</u>
99	Doug HALL	1:50.815	1:39.210	1:39.394	1:38.878	<u>1:38.291</u>
119	Aaron ROGERS	1:34.989	1:29.578	<u>1:27.972</u>	1:28.311	1:28.531
211	Jeffrey HILL	1:43.118	1:36.961	<u>1:36.047</u>	1:36.510	1:37.484
262	Danyon ARNOLD	1:59.228	1:39.601	<u>1:37.484</u>	1:39.175	1:37.650
333	Peter HARRISON	1:51.640	1:39.964	1:39.000	1:38.636	<u>1:38.150</u>
616	William DOWNIE	1:50.560	1:37.719	1:37.493	1:36.140	<u>1:36.014</u>
686	Tracey DAVIES	1:48.481	1:38.103	1:37.991	1:36.803	<u>1:36.025</u>
808	Joseph MARINELLO	1:39.253	1:32.882	1:32.391	1:30.751	<u>1:29.411</u>

Chief Timekeeper - Colin Rothwell

Clerk of Course - Tony Bolin



COMPUTIME RACE TIMING SYSTEMS PTY LTD
www.computime.com.au

E-mail: scott@computime.com.au / Ph: 0418 17 13 17





Round 1 - Winton : 10 & 11 April
FORMULA SPORT
Leg 2

Date: 11/04/21
 Event: R11
 Weather: Cloudy - Temp: 10c
 Track: Dry - Temp 16.5c

Started at: 09:31:18
 Laps: 5
 Starters: 33
 Printed at: 9:41


PROVISIONAL LAP TIMES

No	Name	Lap 1	Lap 2	Lap 3	Lap 4	Lap 5
808a	Thomas HERBERT	1:55.816	1:43.293	<u>1:43.046</u>	1:50.445	1:47.315

The results are provisional until the end of the time limit for protests and appeals.

Chief Timekeeper - Colin Rothwell

Clerk of Course - Tony Bolin



COMPUTIME RACE TIMING SYSTEMS PTY LTD
www.computime.com.au

E-mail: scott@computime.com.au / Ph: 0418 17 13 17





Round 1 - Winton : 10 & 11 April

FORMULA SPORT

Leg 2

Date: 11/04/21
 Event: R11
 Weather: Cloudy - Temp: 10c
 Track: Dry - Temp 16.5c


Started at: 09:31:18
 Laps: 5
 Starters: 33
 Printed at: 9:41

PROVISIONAL SPLIT TIMES

Lap	Split 1	Split 2	Split 3	Lap Time	Spd	Lap	Split 1	Split 2	Split 3	Lap Time	Spd
6 Cori BOURNE (12th)						5	29.836	35.242	31.139	1:36.217	197
1	39.477	36.420	32.169	1:48.066	121						
2	30.555	35.227	31.048	1:36.830	209						
3	30.209	35.228	31.500	1:36.937	212						
4	29.896	35.679	<u>30.747</u>	1:36.322	218						
5	<u>29.776</u>	<u>35.178</u>	30.911	<u>1:35.865</u>	220						
8 Brandon LEVIN (14th)						22a Bryce THOMPSON (6th)					
1	39.477	36.042	32.792	1:48.311	103	1	35.585	33.968	30.426	1:39.979	86
2	30.666	35.561	<u>31.582</u>	1:37.809	197	2	28.896	33.779	30.244	1:32.919	205
3	<u>29.475</u>	35.029	31.969	<u>1:36.473</u>	199	3	28.587	33.663	30.452	1:32.702	204
4	30.111	<u>35.026</u>	31.669	1:36.806	199	4	<u>28.254</u>	33.555	30.010	1:31.819	206
5	29.848	35.327	31.716	1:36.891	198	5	28.372	<u>33.061</u>	<u>29.997</u>	<u>1:31.430</u>	205
15 Richard MARROCCHINI (15th)						26 James KIELY (8th)					
1	38.680	36.169	32.507	1:47.356	100	1	37.346	34.984	30.684	1:43.014	97
2	30.683	35.097	<u>31.093</u>	1:36.873	199	2	<u>28.663</u>	34.392	<u>30.683</u>	<u>1:33.738</u>	205
3	30.357	35.465	31.627	1:37.449	196	3	28.899	<u>34.125</u>	30.836	1:33.860	206
4	31.339	35.606	31.397	1:38.342	192	4	29.209	35.026	31.102	1:35.337	207
5	<u>30.341</u>	<u>34.699</u>	31.400	<u>1:36.440</u>	190	5	29.949	35.334	31.216	1:36.499	203
15a Johnathon HENDERSON (13th)						36 Chris DUFFY (NC)					
1	37.928	36.450	31.781	1:46.159	119	1	35.985	<u>34.561</u>	<u>30.346</u>	<u>1:40.892</u>	95
2	30.127	35.931	31.764	1:37.822	197	2	<u>29.383</u>	35.432	5:09.827	6:14.642	207
3	29.976	35.925	31.697	1:37.598	196	37a Graham SNAITH (9th)					
4	29.718	36.100	31.831	1:37.649	196	1	39.141	35.924	31.433	1:46.498	106
5	<u>29.634</u>	<u>35.592</u>	<u>31.646</u>	<u>1:36.872</u>	195	2	30.273	35.426	30.144	1:35.843	199
21 Daniel LEONARD (DNF)						3	29.806	34.500	30.308	1:34.614	208
1	32.707	32.460	29.730	1:34.897	60	4	29.459	34.846	30.187	1:34.492	208
2	28.233	32.261	29.524	1:30.018	204	5	<u>29.298</u>	<u>34.339</u>	<u>29.823</u>	<u>1:33.460</u>	213
3	<u>27.187</u>	<u>31.872</u>	<u>29.247</u>	<u>1:28.306</u>	207	37b Paul CONWAY (26th)					
22 Glenn NANKERVIS (10th)						1	43.385	40.324	34.192	1:57.901	113
1	37.556	35.356	31.413	1:44.325	93	2	33.555	39.239	33.481	1:46.275	174
2	<u>29.270</u>	35.230	31.714	<u>1:36.214</u>	198	3	32.776	<u>37.388</u>	33.141	1:43.305	166
3	29.614	35.726	<u>31.045</u>	1:36.385	198	4	32.402	37.511	33.682	1:43.595	188
4	29.795	<u>35.085</u>	31.516	1:36.396	197	5	<u>32.207</u>	37.665	<u>32.783</u>	<u>1:42.655</u>	184
39 Alastair LOOMES (7th)						1	36.657	35.064	29.904	1:41.625	88
						2	28.998	34.524	<u>29.731</u>	<u>1:33.253</u>	217
						3	<u>28.909</u>	34.562	30.025	1:33.496	220

Chief Timekeeper - Colin Rothwell

Clerk of Course - Tony Bolin



COMPUTIME RACE TIMING SYSTEMS PTY LTD
www.computime.com.au

E-mail: scott@computime.com.au / Ph: 0418 17 13 17





Round 1 - Winton : 10 & 11 April
FORMULA SPORT

Leg 2

Date: 11/04/21
Event: R11
Weather: Cloudy - Temp: 10c
Track: Dry - Temp 16.5c

Started at: 09:31:18
Laps: 5
Starters: 33
Printed at: 9:41

PROVISIONAL SPLIT TIMES

Lap	Split 1	Split 2	Split 3	Lap Time	Spd	Lap	Split 1	Split 2	Split 3	Lap Time	Spd
4	29.361	33.914	30.218	1:33.493	220	62 Phillip BURKE (DNF)					
5	29.289	34.452	30.475	1:34.216	215	1	41.718	38.296	32.534	1:52.548	134
41 Philip BUCKMAN (18th)						65 Nathan McKENZIE (3rd)					
1	44.008	39.222	32.311	1:55.541		1	35.359	33.746	29.894	1:38.999	70
2	29.639	35.837	32.095	1:37.571	210	2	29.252	33.621	29.355	1:32.228	216
3	30.216	34.523	30.938	1:35.677	193	3	28.492	33.068	29.345	1:30.905	219
4	29.369	34.663	30.600	1:34.632	225	4	28.044	33.097	29.208	1:30.349	220
5	28.826	34.697	30.910	1:34.433	219	5	28.006	33.319	29.508	1:30.833	221
42 Dick LODGE (28th)						77 Brendan HOLDEN (2nd)					
1	42.648	40.621	34.002	1:57.271	126	1	33.921	33.347	29.571	1:36.839	83
2	33.518	40.153	33.951	1:47.622	191	2	28.143	33.019	29.837	1:30.999	205
3	33.532	40.790	33.246	1:47.568	187	3	27.989	32.946	30.375	1:31.310	205
4	33.030	40.026	33.129	1:46.185	206	4	28.209	33.244	30.071	1:31.524	203
5	33.258	39.179	32.943	1:45.380	201	5	28.009	32.857	29.920	1:30.786	205
50 Kym GROSSER (24th)						81 Gary TIDD (23th)					
1	42.989	39.687	33.038	1:55.714	114	1	41.438	37.744	32.592	1:51.774	128
2	32.191	35.490	31.627	1:39.308	187	2	32.098	36.287	32.903	1:41.288	201
3	30.496	35.605	32.243	1:38.344	196	3	31.571	36.237	32.177	1:39.985	199
4	31.279	36.407	31.696	1:39.382	195	4	31.405	36.505	31.618	1:39.528	202
5	30.982	36.561	31.660	1:39.203	204	5	30.941	36.561	31.388	1:38.890	216
52a Mitchell HAWKSLEY (5th)						85 Fergus GIBSON (DNF)					
1	34.239	34.252	30.382	1:38.873	75	1	40.288	36.036	31.874	1:48.198	126
2	29.169	33.650	30.333	1:33.152	203	88 Clo HENNESSY (29th)					
3	28.696	33.910	30.647	1:33.253	205	1	44.274	41.082	36.251	2:01.607	109
4	28.240	33.646	29.933	1:31.819	205	2	34.272	39.591	37.225	1:51.088	156
5	28.156	33.412	30.012	1:31.580	205	3	34.560	39.696	37.163	1:51.419	153
T61 Joshua REES (16th)						4	35.305	40.579	36.759	1:52.643	153
1	40.107	37.013	32.153	1:49.273	105	95 Matthew RINDEL (20th)					
2	30.861	35.427	31.826	1:38.114	203	1	44.351	39.859	32.497	1:56.707	141
3	30.355	34.831	31.011	1:36.197	202	2	31.717	36.326	30.739	1:38.782	195
4	29.605	35.786	31.647	1:37.038	201	3	30.326	35.738	31.557	1:37.621	201
5	30.013	34.801	31.471	1:36.285	200	4	29.169	34.876	30.535	1:34.580	218

Chief Timekeeper - Colin Rothwell

Clerk of Course - Tony Bolin



COMPUTIME RACE TIMING SYSTEMS PTY LTD
www.computime.com.au

E-mail: scott@computime.com.au / Ph: 0418 17 13 17





Round 1 - Winton : 10 & 11 April

FORMULA SPORT

Leg 2

Date: 11/04/21
 Event: R11
 Weather: Cloudy - Temp: 10c
 Track: Dry - Temp 16.5c

Started at: 09:31:18
 Laps: 5
 Starters: 33
 Printed at: 9:41

PROVISIONAL SPLIT TIMES

Lap	Split 1	Split 2	Split 3	Lap Time	Spd	Lap	Split 1	Split 2	Split 3	Lap Time	Spd
5	29.350	<u>34.346</u>	<u>30.260</u>	<u>1:33.956</u>	216	3	30.675	36.199	32.126	1:39.000	195
99 Doug HALL (21th)						4	30.686	35.923	<u>32.027</u>	1:38.636	190
1	40.546	37.057	33.212	1:50.815	118	5	<u>30.167</u>	<u>35.600</u>	32.383	<u>1:38.150</u>	193
2	30.533	35.643	33.034	1:39.210	186	616 William DOWNIE (19th)					
3	30.713	35.584	33.097	1:39.394	187	1	41.677	36.572	32.311	1:50.560	146
4	30.416	35.550	32.912	1:38.878	185	2	30.189	35.182	32.348	1:37.719	216
5	<u>30.248</u>	<u>35.529</u>	<u>32.514</u>	<u>1:38.291</u>	185	3	30.651	34.870	31.972	1:37.493	216
119 Aaron ROGERS (1st)						4	<u>29.975</u>	<u>34.692</u>	31.473	1:36.140	216
1	32.856	32.756	29.377	1:34.989	53	5	30.003	34.693	<u>31.318</u>	<u>1:36.014</u>	220
2	27.900	32.253	29.425	1:29.578	205	686 Tracey DAVIES (17th)					
3	<u>26.821</u>	<u>32.019</u>	<u>29.132</u>	<u>1:27.972</u>	201	1	39.935	36.538	32.008	1:48.481	116
4	26.929	32.026	29.356	1:28.311	201	2	31.347	35.226	31.530	1:38.103	208
5	26.920	32.201	29.410	1:28.531	198	3	30.877	35.589	31.525	1:37.991	214
211 Jeffrey HILL (11th)						4	30.292	35.094	31.417	1:36.803	215
1	36.510	<u>35.107</u>	31.501	1:43.118	102	5	<u>30.224</u>	<u>34.646</u>	<u>31.155</u>	<u>1:36.025</u>	210
2	29.928	35.528	31.505	1:36.961	196	808 Joseph MARINELLO (4th)					
3	29.782	35.445	<u>30.820</u>	<u>1:36.047</u>	208	1	34.335	34.259	30.659	1:39.253	66
4	<u>29.746</u>	35.543	31.221	1:36.510	214	2	29.060	33.835	29.987	1:32.882	207
5	30.126	35.990	31.368	1:37.484	208	3	28.785	33.817	29.789	1:32.391	209
262 Danyon ARNOLD (25th)						4	27.760	33.101	29.890	1:30.751	207
1	44.036	42.168	33.024	1:59.228	131	5	<u>27.520</u>	<u>32.536</u>	<u>29.355</u>	<u>1:29.411</u>	205
2	31.393	35.854	32.354	1:39.601	192	808a Thomas HERBERT (27th)					
3	30.349	<u>35.418</u>	31.717	<u>1:37.484</u>	191	1	43.030	38.824	<u>33.962</u>	1:55.816	116
4	<u>30.203</u>	37.129	31.843	1:39.175	194	2	32.396	36.904	33.993	1:43.293	162
5	30.274	36.200	<u>31.176</u>	1:37.650	193	3	<u>32.232</u>	36.747	34.067	<u>1:43.046</u>	160
333 Peter HARRISON (22th)						4	34.174	39.972	36.299	1:50.445	159
1	40.787	37.509	33.344	1:51.640	113	5	32.454	<u>36.459</u>	38.402	1:47.315	156
2	30.965	36.144	32.855	1:39.964	196						

The results are provisional until the end of the time limit for protests and appeals.

Chief Timekeeper - Colin Rothwell

Clerk of Course - Tony Bolin



COMPUTIME RACE TIMING SYSTEMS PTY LTD
www.computime.com.au

E-mail: scott@computime.com.au / Ph: 0418 17 13 17





Round 1 - Winton : 10 & 11 April

FORMULA SPORT

Leg 2

Date: 11/04/21
Event: R11
Weather: Cloudy - Temp: 10c
Track: Dry - Temp 16.5c

Started at: 09:31:18
Laps: 5
Starters: 33
Printed at: 9:41


PROVISIONAL FASTEST LAPS SEQUENCE

Lap	Race Pos	No	Name	Machine	Fastest Lap	On Lap
1	1	21	Daniel LEONARD	Yamaha R6 600	1:34.897	1
2	1	119	Aaron ROGERS	Yamaha R6 600	1:29.578	2
3	1	119	Aaron ROGERS	Yamaha R6 600	1:27.972	3

The results are provisional until the end of the time limit for protests and appeals.

Chief Timekeeper - Colin Rothwell

Clerk of Course - Tony Bolin



COMPUTIME RACE TIMING SYSTEMS PTY LTD
www.computime.com.au

E-mail: scott@computime.com.au / Ph: 0418 17 13 17





Round 1 - Winton : 10 & 11 April

FORMULA SPORT

Leg 2

Started at: 09:31:18

Date: 11/04/21

Event: R11

Laps: 5

Weather: Cloudy - Temp: 10c

Starters: 33

Track: Dry - Temp 16.5c

Printed at: 9:41

PROVISIONAL LAP SHEET

Table with 12 columns: No, Lap Time, Gap, No, Lap Time, Gap, No, Lap Time, Gap, No, Lap Time, Gap, No, Lap Time, Gap. It lists race data for 5 laps, including rider numbers and times.

Handwritten signature of Colin Rothwell

Chief Timekeeper - Colin Rothwell

Handwritten signature of Tony Bolin

Clerk of Course - Tony Bolin



COMPUTIME RACE TIMING SYSTEMS PTY LTD www.computime.com.au

E-mail: scott@computime.com.au / Ph: 0418 17 13 17





Round 1 - Winton : 10 & 11 April
FORMULA SPORT

Leg 2

Started at: 09:31:18
Laps: 5
Starters: 33
Printed at: 9:41

Date: 11/04/21
Event: R11
Weather: Cloudy - Temp: 10c
Track: Dry - Temp 16.5c


PROVISIONAL LAP SHEET

No	Lap Time	Gap
42	1:45.380	1:34.64

The results are provisional until the end of the time limit for protests and appeals.

Chief Timekeeper - Colin Rothwell

Clerk of Course - Tony Bolin



COMPUTIME RACE TIMING SYSTEMS PTY LTD
www.computime.com.au

E-mail: scott@computime.com.au / Ph: 0418 17 13 17





Round 1 - Winton : 10 & 11 April

FORMULA SPORT

Leg 2

Started at: 09:31:18

Date: 11/04/21

Event: R11

Laps: 5

Weather: Cloudy - Temp: 10c

Starters: 33

Track: Dry - Temp 16.5c

Printed at: 9:41

PROVISIONAL LAP CHART

Grid	1	2	3	4	5
119	21	119	119	119	119
21	119	21	21	77	77
808	77	77	77	65	65
65	52a	65	65	808	808
52a	65	52a	808	52a	52a
77	808	808	52a	22a	22a
22a	22a	22a	22a	39	39
39	36	39	39	26	26
41	39	26	26	37a	37a
36	26	211	211	211	22
22	211	22	22	22	211
26	22	37a	37a	6	6
211	15a	15a	15a	15a	15a
15	37a	15	15	8	8
8	15	6	6	15	15
37a	6	8	8	T61	T61
686	85	686	T61	686	686
T61	8	T61	686	616	41
333	686	616	616	41	616
15a	T61	99	41	95	95
62	616	333	99	99	99
6	99	81	333	333	333
99	333	41	81	81	81
37b	81	50	95	50	50
48	62	95	50	262	262
39a	41	262	262	37b	37b
81	50	808a	808a	808a	808a
71a	808a	37b	37b	42	42
42	95	42	42	88	
808a	42	88	88		
62a	37b	36			
88	262				
50	88				
262					

Chief Timekeeper - Colin Rothwell

Clerk of Course - Tony Bolin



COMPUTIME RACE TIMING SYSTEMS PTY LTD
www.computime.com.au

E-mail: scott@computime.com.au / Ph: 0418 17 13 17





Round 1 - Winton : 10 & 11 April

FORMULA SPORT

Leg 2

Started at: **09:31:18**

Laps: **5**

Starters: **33**

Printed at: **9:41**

Date: **11/04/21**
Event: **R11**
Weather: **Cloudy - Temp: 10c**
Track: **Dry - Temp 16.5c**

PROVISIONAL LAP CHART


Grid	1	2	3	4	5
------	---	---	---	---	---

616

The results are provisional until the end of the time limit for protests and appeals.

Chief Timekeeper - Colin Rothwell

Clerk of Course - Tony Bolin



COMPUTIME RACE TIMING SYSTEMS PTY LTD
www.computime.com.au

E-mail: scott@computime.com.au / Ph: 0418 17 13 17





Round 1 - Winton : 10 & 11 April

FORMULA SPORT

Leg 2

Date: 11/04/21
Event: R11
Weather: Cloudy - Temp: 10c
Track: Dry - Temp 16.5c

Started at: 09:31:18
Laps: 5
Starters: 33
Printed at: 9:41

PROVISIONAL BEST PARTIAL TIMES

Pos	Split 1		Split 2		Split 3		LAP		Ideal	Fastest
	Name	Time	Name	Time	Name	Time	Name	Time		
1	A. ROGERS	26.821	D. LEONARD	31.872	A. ROGERS	29.132	A. ROGERS	1:27.972	1:27.972	
2	D. LEONARD	27.153	A. ROGERS	32.019	N. McKENZIE	29.208	D. LEONARD	1:28.272	1:28.306	
3	J. MARINELLO	27.520	J. MARINELLO	32.536	D. LEONARD	29.247	J. MARINELL	1:29.411	1:29.411	
4	B. HOLDEN	27.989	B. HOLDEN	32.857	J. MARINELLO	29.355	N. McKENZIE	1:30.282	1:30.349	
5	N. McKENZIE	28.006	B. THOMPSON	33.061	B. HOLDEN	29.571	B. HOLDEN	1:30.417	1:30.786	
6	M. HAWKSLEY	28.156	N. McKENZIE	33.068	A. LOOMES	29.731	B. THOMPSON	1:31.312	1:31.430	
7	B. THOMPSON	28.254	M. HAWKSLEY	33.412	G. SNAITH	29.823	M. HAWKSLEY	1:31.501	1:31.580	
8	J. KIELY	28.663	A. LOOMES	33.914	M. HAWKSLEY	29.933	A. LOOMES	1:32.554	1:33.253	
9	P. BUCKMAN	28.826	J. KIELY	34.125	B. THOMPSON	29.997	G. SNAITH	1:33.460	1:33.460	
10	A. LOOMES	28.909	G. SNAITH	34.339	M. RINDEL	30.260	J. KIELY	1:33.471	1:33.738	
11	M. RINDEL	29.169	M. RINDEL	34.346	C. DUFFY	30.346	M. RINDEL	1:33.775	1:33.956	
12	G. NANKERVIS	29.270	P. BUCKMAN	34.523	P. BUCKMAN	30.600	P. BUCKMAN	1:33.949	1:34.433	
13	G. SNAITH	29.298	C. DUFFY	34.561	J. KIELY	30.683	C. DUFFY	1:34.290	1:40.892	
14	C. DUFFY	29.383	T. DAVIES	34.646	C. BOURNE	30.747	G. NANKERVI	1:35.400	1:36.214	
15	B. LEVIN	29.475	W. DOWNIE	34.692	J. HILL	30.820	J. REES	1:35.417	1:36.197	
16	J. REES	29.605	R. MARROCCHINI	34.699	J. REES	31.011	J. HILL	1:35.673	1:36.047	
17	J. HENDERSON	29.634	J. REES	34.801	G. NANKERVIS	31.045	C. BOURNE	1:35.701	1:35.865	
18	J. HILL	29.746	B. LEVIN	35.026	R. MARROCCHINI	31.093	W. DOWNIE	1:35.985	1:36.014	
19	C. BOURNE	29.776	G. NANKERVIS	35.085	T. DAVIES	31.155	T. DAVIES	1:36.025	1:36.025	
20	W. DOWNIE	29.975	J. HILL	35.107	D. ARNOLD	31.176	B. LEVIN	1:36.083	1:36.473	
21	P. HARRISON	30.167	C. BOURNE	35.178	W. DOWNIE	31.318	R. MARROCC	1:36.133	1:36.440	
22	D. ARNOLD	30.203	F. GIBSON	35.219	G. TIDD	31.388	D. ARNOLD	1:36.797	1:37.484	
23	T. DAVIES	30.224	D. ARNOLD	35.418	B. LEVIN	31.582	J. HENDERSO	1:36.872	1:36.872	
24	D. HALL	30.248	K. GROSSER	35.490	K. GROSSER	31.627	K. GROSSER	1:37.613	1:38.344	
25	R. MARROCCHINI	30.341	D. HALL	35.529	J. HENDERSON	31.646	P. HARRISON	1:37.794	1:38.150	
26	K. GROSSER	30.496	J. HENDERSON	35.592	F. GIBSON	31.874	F. GIBSON	1:37.979	1:48.198	
27	F. GIBSON	30.886	P. HARRISON	35.600	P. HARRISON	32.027	D. HALL	1:38.291	1:38.291	
28	G. TIDD	30.941	G. TIDD	36.237	D. HALL	32.514	G. TIDD	1:38.566	1:38.890	
29	P. BURKE	31.523	T. HERBERT	36.459	P. BURKE	32.534	P. BURKE	1:40.762	1:52.548	
30	P. CONWAY	32.207	P. BURKE	36.705	P. CONWAY	32.783	P. CONWAY	1:42.378	1:42.655	
31	T. HERBERT	32.232	P. CONWAY	37.388	D. LODGE	32.943	T. HERBERT	1:42.653	1:43.046	
32	D. LODGE	33.030	D. LODGE	39.179	T. HERBERT	33.962	D. LODGE	1:45.152	1:45.380	
33	C. HENNESSY	34.272	C. HENNESSY	39.591	C. HENNESSY	36.251	C. HENNESSY	1:50.114	1:51.088	

The results are provisional until the end of the time limit for protests and appeals.

Chief Timekeeper - Colin Rothwell

Clerk of Course - Tony Bolin



COMPUTIME RACE TIMING SYSTEMS PTY LTD
www.computime.com.au

E-mail: scott@computime.com.au / Ph: 0418 17 13 17





Round 1 - Winton : 10 & 11 April

FORMULA SPORT

LEG 3 (Event 14)

Date: 11/04/21
Event: R11
Weather: Cloudy - Temp: 10c
Track: Dry - Temp 16.5c

Started at: 09:31:18
Laps: 5
Starters: 33
Printed at: 9:41


PROVISIONAL GRID SHEET



	3 65 N. MCKENZIE 7:43.314	2 77 B. HOLDEN 7:41.458	1 119 A. ROGERS 7:29.381	1
6 22a B. THOMPSON 7:48.849	5 52a M. HAWKSLEY 7:48.677	4 808 J. MARINELLO 7:44.688		2
	9 37a G. SNAITH 8:04.907	8 26 J. KIELY 8:02.448	7 39 A. LOOMES 7:56.083	3
12 6 C. BOURNE 8:14.020	11 211 J. HILL 8:10.120	10 22 G. NANKERVIS 8:09.537		4
	15 15 R. MARROCCHI 8:16.460	14 8 B. LEVIN 8:16.290	13 15a J. HENDERSO 8:16.100	5
18 41 P. BUCKMAN 8:17.854	17 686 T. DAVIES 8:17.403	16 T61 J. REES 8:16.907		6
	21 99 D. HALL 8:26.588	20 95 M. RINDEL 8:21.646	19 616 W. DOWNIE 8:17.926	7
24 50 K. GROSSER 8:31.951	23 81 G. TIDD 8:31.465	22 333 P. HARRISON 8:27.390		8
	27 808a T. HERBERT 8:59.915	26 37b P. CONWAY 8:53.731	25 262 D. ARNOLD 8:33.138	9
30 36 C. DUFFY 7:55.534	29 88 C. HENNESSY 7:36.757	28 42 D. LODGE 9:04.026		10

Chief Timekeeper - Colin Rothwell

Clerk of Course - Tony Bolin



COMPUTIME RACE TIMING SYSTEMS PTY LTD
www.computime.com.au

E-mail: scott@computime.com.au / Ph: 0418 17 13 17





Round 1 - Winton : 10 & 11 April
FORMULA SPORT
LEG 3 (Event 14)

Date: 11/04/21
Event: R11
Weather: Cloudy - Temp: 10c
Track: Dry - Temp 16.5c

Started at: 09:31:18
Laps: 5
Starters: 33
Printed at: 9:41

PROVISIONAL GRID SHEET

33
62 P. BURKE
1:52.548

32
85 F. GIBSON
1:48.198

31
21 D. LEONARD
4:33.221